



decypha

WHAT'S EMERGING

MENA Market Intelligence



1321 121%

2453 933%

825 6%



A **DirectFN** Product

Decypha Investor web platform offers unique insights & analytics for Research Analysts, Portfolio Managers, Academics, Investment Bankers, and Advisors



MENA
PUBLIC & PRIVATE
COMPANIES

Mutual
Funds

MENA News
& Mubasher
Exclusive

Screeners &
Analytics

Macro-economics
Research

Coverage

- ◆ Public & Private Companies
- ◆ MENA Live News
- ◆ Mutual Funds
- ◆ Fixed Income
- ◆ FX & Money Market
- ◆ Commodities
- ◆ Economics
- ◆ Broker Research

Tools & Analytics

- ◆ Screeners
- ◆ Peers Analysis
- ◆ Financials & Ratios
- ◆ Ratios Benchmarks
- ◆ Fund Analytics
- ◆ Operational KPIs
- ◆ Excel Dynamic Linking

Analytical Tools

fundamental and technical analysis tools including stock fundamentals screener, advanced charting tools, and dynamic excel add-in

Multiple Screeners

for public & private companies executive management, stock fundamentals, Funds, Treasury bills, and Research

360° Company Overview

corporate actions, financials & ratios, estimates, executive management details, shareholders and investments

Mutual Fund Screener

Screening Criteria

Profile **Performance**

Fund Name: 3 M % Ch: **Fund Manag**

Home > Company Screener

Company Screener

Filters **Reset All**

Basic Filters

▼ **Country** **Reset**

21 Selected

▼ **Industries** **Reset**

Select Options

► **Number of Employees**

▼ **Company Listing Status** **Reset**

☒ Listed ☒ Multi-Listed ☒ Unlisted

▼ **Company Type** **Reset**

☒ Ordinary company ☒ Exchange ☒ Family

Search Result

Company Name ▼

- Saudi Basic Industries Corp
- Saudi Telecom Co
- Al Rajhi Bank
- National Commercial Bank
- Qatar National Bank QPSC
- First Abu Dhabi Bank
- Emirates Telecommunication
- Samba Financial Group
- Industries Qatar QPSC
- Riyadh Bank
- National Bank of Kuwait
- Saudi Electricity Co
- Emirates NBD PJSC
- Saudi Arabian Mining Co
- Saudi British Bank

Fundamental Screener

Screening Settings

Trading Currency: AED Data Screening Point: Use Latest Financial Data Period Basis: Fiscal

Financial Statement Data View: Yearly Use Date of: 2019 Calendar

Screening Universe Definition

Exchanges: 24 Selected Industry Classification: 9 Selected Indices Membership: Search Indices

Selected Indices

Universe

Results Count: 2 **View Results** **Add Criterion**

Results

Universe

Company	Country	Industry Title	Market Cap (M USD)
Jufrah	United Arab Emirates	Pharmaceuticals and Biotechnology Research	497.44
Gulf Medical Projects	United Arab Emirates	Health Care Services & Technology	284.91

* Indicated values are not converted to USD

Listed Companies

Full coverage of all MENA stocks and indices in real time

Market Research & Reports

Most Influential third party market and research reports published on a daily basis

Funds

Covering all MENA funds with their respective investments and performance

Live Mubasher NEWS

Decypha gives exclusive access to Mubasher Live Streaming NEWS

IPOs and M&As

Extensive coverage of MENA's IPOs and M&As

Executive Management

Access to profiles which includes in-depth executives' designation and contacts

Excel Add-in

Decypha excel add-in allows retrieval of real time information on an Excel file that is directly linked to user workflow

FX & Money Market

Full coverage of MENA Treasury Bills, listing rates, auction details and upcoming issuances. In addition to global FX live prices and NEWS

Commodities

Wide coverage of international commodities with real time prices and NEWS



Wide coverage of all MENA and International funds investing from or into the region with detailed investment breakdown

Access current and comparative information on mutual funds including prospectus, terms and conditions, factsheet and performance reports

Fund Investment and Allocations

Detailed view for funds' stock & sector distribution as well as historical investments allocations and performance

Fund Ratios

Comprehensive Fund Ratios and Risk Measures to determine the risk and return parameters

Mutual Fund Screener

Screening Criteria

Profile

Fund Name :

Classification : Fund of Funds

Domicile* : 11 Selected

Currency : Select options

Fund Focus : Select Options

Benchmark :

AUM (M USD) :

Fund Duration : Select options

Inception Date :

Search Result

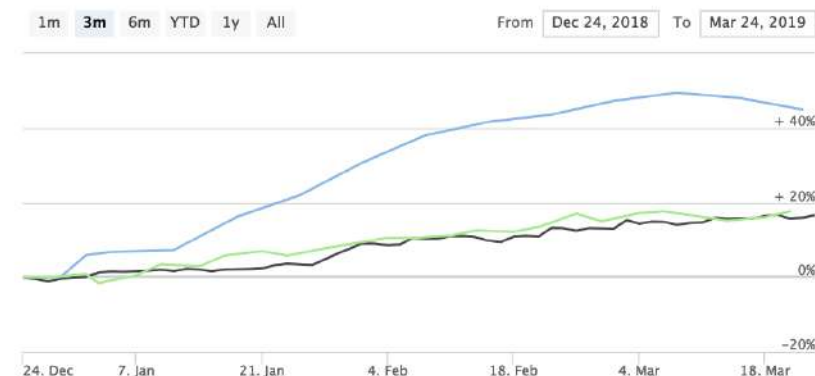
Fund Name	% 3M Ch.	% 1YR Ch.	Currency	Please select at least domicile	Fund Type	Managers	Issuers	AUM (M US
Al Ahli Multi Assets Moder...	6.11%	4.15%	USD	Saudi Arabia	Fund of Funds	NCB Capital Co	NCB Capital Co	1
HSBC Multi Assets Balan...	5.88%	5.90%	SAR	Saudi Arabia	Fund of Funds	HSBC Saudi Arabia Ltd	HSBC Saudi Arabia Ltd	

Home Mutual Funds

Mutual Funds

Top Funds based on 3M Performance

Change: 3M Performance



MENA

Quick Fund Finder

Fund Name:

Domicile: All

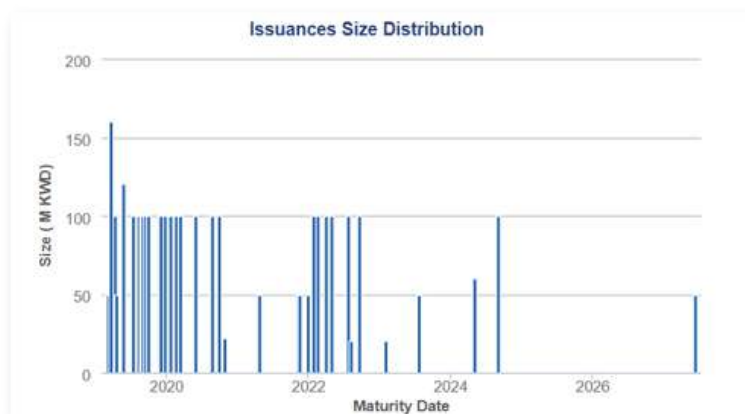
Fund Classification: All

Funds News »

- 24-Mar 09:16 "الزيت" في تقييم صناديق
- 20-Mar 05:13
- 18-Mar 13:32 صناديق الخبير زيت
- 18-Mar 06:50 صندوق إقناع كئيبيال
- 12-Mar 11:45 15 مليون ريال
- 12-Mar 08:06 ملكي وحدات "المحضر ر...

Bonds and Sukuk

View the latest issuances, evaluate performance, view the debt profile by size, maturity and YTM%



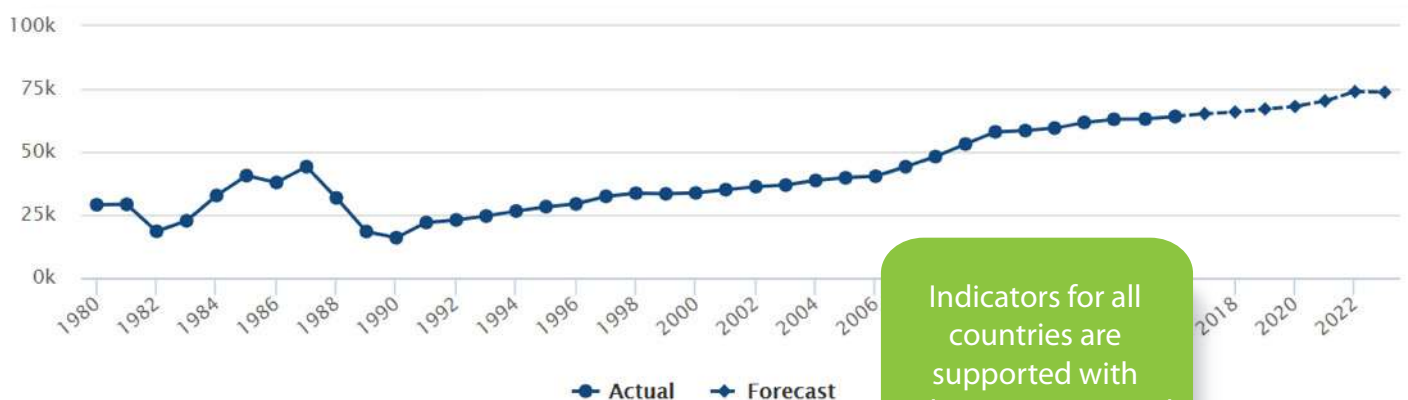
Status :	Outstanding
Par Value :	0.000
Face Value :	0.000
Amount Issued :	100,000,000
Amount Outstanding :	100,000,000
Announcement Date :	--
Auction Date :	--
Issue Date :	01-Mar-2017
Maturity Date :	27-Feb-2019
Settlement :	--

Search for
instruments by
issuers,
coupons &
maturity dates

Macro Economics

Economic Indicators

Comprehensive list of Economic Indicators for all countries, normalized by World Bank with historical data from 1980



Indicators for all
countries are
supported with
relevant reports and
disclosures including
key organizations
in MENA countries

For more information about Decypha Investor
subscription packages, visit or contact us at;

sales@Decypha.com or +971 4 423 0390
www.Decypha.com



DirectFN